

PLEASE CHECK WWW.MOLEX.COM FOR LATEST PART INFORMATION

Part Number: [0749812502](#)
Status: **Active**
Overview: vhdm_hsd
Description: 2.00mm (.079") Pitch 6-Row VHDM-HSD™ Backplane Header, Guide Pin Signal Module, Shield End Version, 100 Circuits, Pin Length 6.25mm (.246")

Documents:

[Drawing \(PDF\)](#) [RoHS Certificate of Compliance \(PDF\)](#)

Agency Certification

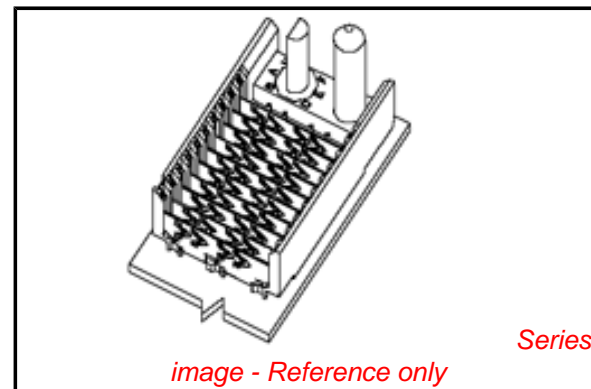
CSA LR19980

General

Product Family Backplane Connectors
 Series [74981](#)
 Application Backplane
 Application Tooling Documents Tooling Manual
 Comments No Keying Position
 Component Type PCB Header
 Overview [vhdm_hsd](#)
 Product Name VHDM-HSD™
 Style N/A

Physical

Circuits (Loaded) 100
 Circuits (maximum) 100
 Color - Resin Black
 Durability (mating cycles max) 200
 First Mate / Last Break No
 Flammability 94V-0
 Guide to Mating Part Yes
 Keying to Mating Part None
 Material - Metal Copper-Nickel-Silicon, High Performance Alloy (HPA), Stainless Steel
 Material - Plating Mating Gold
 Material - Plating Termination Tin-Lead
 Material - Resin High Temperature Thermoplastic
 Number of Columns 25
 Number of Pairs Open Pin Field
 Number of Rows 6
 Orientation Vertical
 PCB Locator No
 PCB Retention None
 PCB Thickness Recommended (in) 0.070 In
 PCB Thickness Recommended (mm) 1.80 mm
 Packaging Type Tube
 Pitch - Mating Interface (in) 0.079 In
 Pitch - Mating Interface (mm) 2.00 mm
 Pitch - Term. Interface (in) 0.079 In
 Pitch - Term. Interface (mm) 2.00 mm
 Plating min: Mating (µin) 30
 Plating min: Mating (µm) 0.75
 Plating min: Termination (µin) 30
 Plating min: Termination (µm) 0.75
 Polarized to PCB Yes



EU RoHS **China RoHS**

Compliance Status

Not Reviewed

REACH SVHC

Not Reviewed

Halogen-Free

Status

Not Reviewed

Need more information on product environmental compliance?

Email productcompliance@molex.com
 For a multiple part number RoHS Certificate of Compliance, [click here](#)

Please visit the [Contact Us](#) section for any non-product compliance questions.

Search Parts in this Series

[74981Series](#)

Mates With

[74880 VHDMHSD Daughtercard](#)

Use With

[Daughtercard Modules](#)

Application Tooling | FAQ

Tooling specifications and manuals are found by selecting the products below. Crimp Height Specifications are then contained in the Application Tooling Specification document.

Global

Description	Product #
VHDM® Signal Pin Inserter Repair Tool	0622015700
VHDM-HSD™ Signal Header, 6 Row by 25 Wide, 50.00mm (1.97")	0622020217

Stackable	Yes
Surface Mount Compatible (SMC)	Yes
Temperature Range - Operating	-55°C to +105°C
Termination Interface: Style	Through Hole - Compliant Pin

Electrical

Current - Maximum per Contact	1A
Data Rate	5.0 Gbps
Real Signals (per 25mm)	48
Shielded	No
Voltage - Maximum	120V AC (RMS)/DC

Material Info

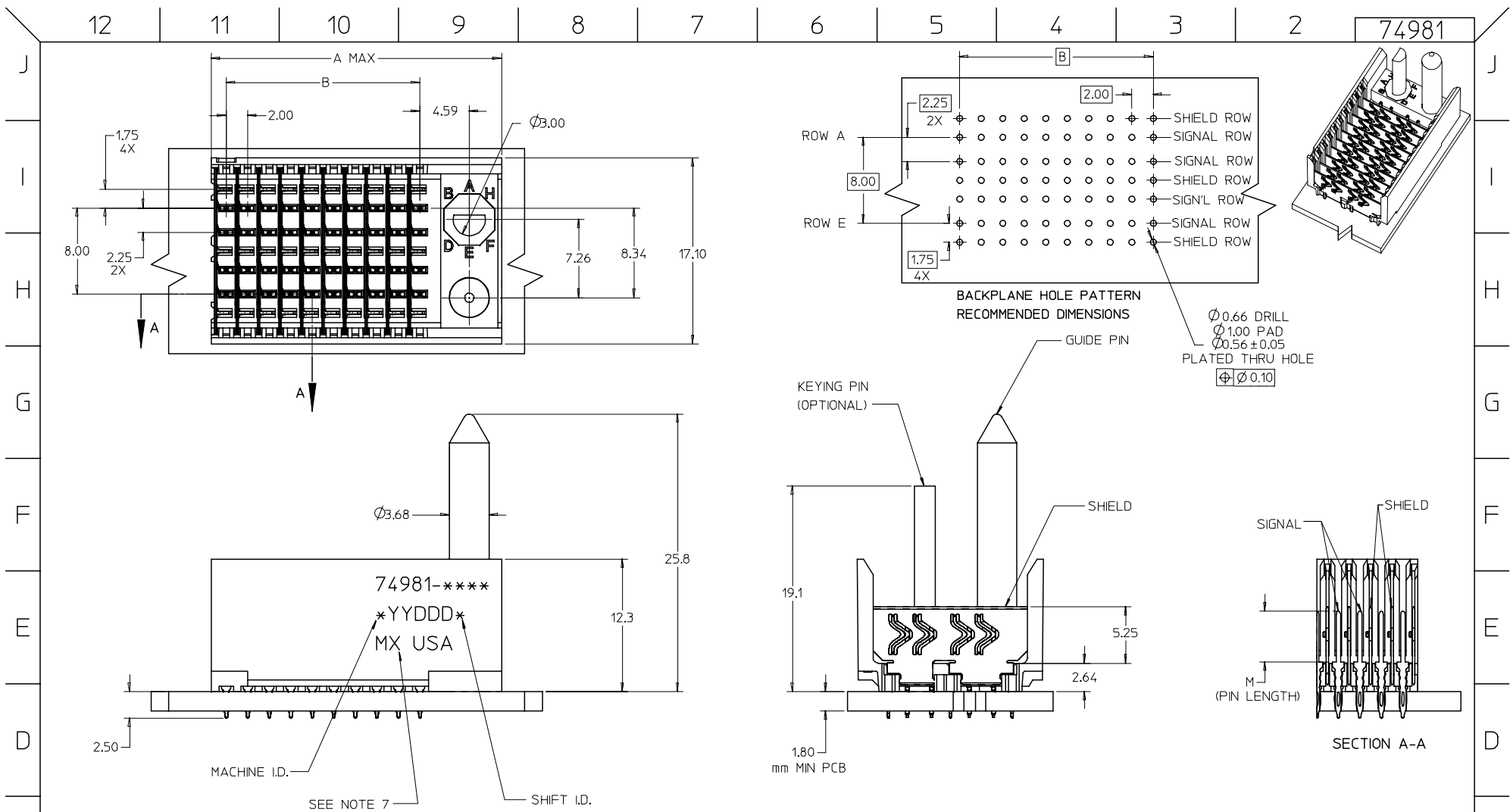
Reference - Drawing Numbers

Sales Drawing	SD-74981-010
---------------	--------------

VHDM-HSD is a trademark of Amphenol Corporation

This document was generated on 05/28/2010

PLEASE CHECK WWW.MOLEX.COM FOR LATEST PART INFORMATION



NOTES:

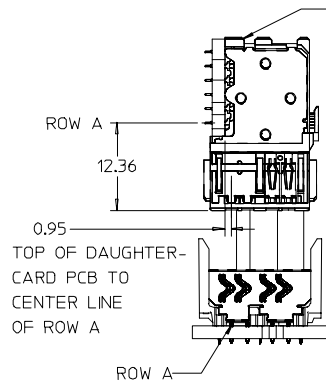
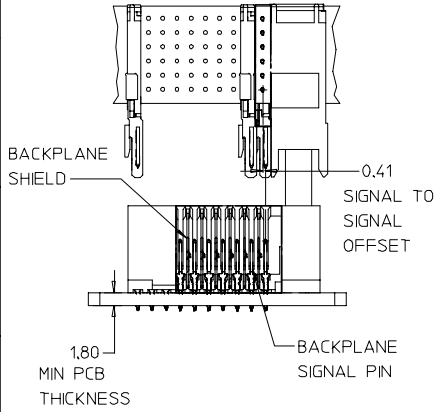
1. MATERIAL: HOUSING-LIQUID CRYSTAL POLYMER (LCP) GLASS-FILLED. UL 94V-0. COLOR-BLACK. SIGNAL AND SHIELD - HIGH PERFORMANCE COPPER ALLOY.
2. FINISHES:
 CONTACT AREA: SELECTIVE GOLD (Au)
 PCB TAILS: SELECTIVE TIN/LEAD (Sn/Pb) OR SELECTIVE MATTE TIN (Sn) NICKEL (Ni) OVERALL.
3. THIS PART CONFORMS TO MOLEX PRODUCT SPECIFICATION PS-74031-999.
4. FOR MIXED CONTACT LENGTHS - CONSULT MOLEX FOR AVAILABILITY.
5. FOR SPECIFIC PART NUMBER AND MATING INFORMATION REFER TO SHEET 2.
6. PACKAGE PER PK-74058-003.
7. EITHER MARK PART NUMBER AND DATE CODE APPROXIMATELY WHERE SHOWN OR PLACE LABEL ON TUBE.

ADD LEADFREE PNs EC NO: UCP2006-0067 DRWN: KMULVEY 2005/07/15 CHKD: 2005/07/18 APPR: SREED 2005/08/11	DESCRIPTION HSD SALES ASSEMBLY 6 ROW SHIELD END BACKPLANE	QUALITY SYMBOLS	GENERAL TOLERANCES (UNLESS SPECIFIED)	SCALE 4:1	DESIGN UNITS METRIC	THIRD ANGLE PROJECTION	REVISE ON CAD ONLY																
		$\nabla = 0$ $\sphericalangle = 0$	<table border="1"> <thead> <tr> <th></th> <th>mm</th> <th>INCH</th> </tr> </thead> <tbody> <tr> <td>4 PLACES</td> <td>± ---</td> <td>± ---</td> </tr> <tr> <td>3 PLACES</td> <td>± ---</td> <td>± ---</td> </tr> <tr> <td>2 PLACES</td> <td>± ---</td> <td>± ---</td> </tr> <tr> <td>1 PLACE</td> <td>± ---</td> <td>± ---</td> </tr> </tbody> </table>		mm	INCH	4 PLACES	± ---	± ---	3 PLACES	± ---	± ---	2 PLACES	± ---	± ---	1 PLACE	± ---	± ---	DIMENSION STYLE MM ONLY	TITLE	HSD SALES ASSEMBLY 6 ROW SHIELD END BACKPLANE		
			mm	INCH																			
		4 PLACES	± ---	± ---																			
3 PLACES	± ---	± ---																					
2 PLACES	± ---	± ---																					
1 PLACE	± ---	± ---																					
DRAFT WHERE APPLICABLE MUST REMAIN WITHIN DIMENSIONS	DRAWN BY DATE NMARTIN 2002/09/06 CHECKED BY DATE SREED 2002/09/06 APPROVED BY DATE CBIXLER 2002/09/06	THIS DRAWING CONTAINS INFORMATION THAT IS PROPRIETARY TO MOLEX INCORPORATED AND SHOULD NOT BE USED WITHOUT WRITTEN PERMISSION	MOLEX INCORPORATED MATERIAL NO. SEE SHEET 2 DOCUMENT NO. SD-74981-010 SHEET NO. 1 OF 2																				

12 11 10 9 8 7 6 5 4 3 2 74981

J
I
H
G
F
E
D
C
B
A

J
I
H
G
F
E
D
C
B
A



DAUGHTERCARD CONNECTOR SIDE

74981-*****

NUMBER OF COLUMNS/PLATING
 10 = 10 COLUMN TIN/LEAD
 25 = 25 COLUMN TIN/LEAD
 90 = 10 COLUMN MATTE TIN
 85 = 25 COLUMN MATTE TIN

SIGNAL PIN LENGTH (mm)
 1 & 6 = 4.75
 2 & 7 = 6.25
 3 & 8 = 4.25
 4 & 9 = 5.15

P/N 74981-()	--*0*	--*1*	--*2*	--*3*	--*4*	--*5*	--*6*	--*7*	--*8*
	0	A	B	C	D	E	F	G	H
KEYING PIN ORIENTATION									

PART NUMBER	COLUMN	NUMBER OF SIGNAL PINS	NUMBER OF SHIELDS	A MAX	B	M	Au (µm) MIN THICKNESS	Sn/Pb (µm) THICKNESS
74981-*0*1	10	40	10	27.00	18.00	4.75	0.76	0.38-152
74981-*0*6							1.27	
74981-*5*1	25	100	25	57.00	48.00	4.75	0.76	
74981-*5*6							1.27	
74981-*0*2	10	40	10	27.00	18.00	6.25	0.76	
74981-*0*7							1.27	
74981-*5*2	25	100	25	57.00	48.00	6.25	0.76	
74981-*5*7							1.27	
74981-*0*3	10	40	10	27.00	18.00	4.25	0.76	
74981-*0*8							1.27	
74981-*5*3	25	100	25	57.00	48.00	4.25	0.76	
74981-*5*8							1.27	
74981-*0*4	10	40	10	27.00	18.00	5.15	0.76	
74981-*0*9							1.27	
74981-*5*4	25	100	25	57.00	48.00	5.15	0.76	
74981-*5*9							1.27	

SEE SHT 1 EC NO: UCP2006-0067 DRAWN: KMULVEY 2005/07/15 CHKD: 2005/07/18 APPR: SREED 2005/08/11	QUALITY SYMBOLS	GENERAL TOLERANCES (UNLESS SPECIFIED)	SCALE 4:1	DESIGN UNITS METRIC	THIRD ANGLE PROJECTION	REVISE ON CAD ONLY															
	▽ = 0 ◻ = 0	<table border="1"> <tr> <th></th> <th>mm</th> <th>INCH</th> </tr> <tr> <td>4 PLACES</td> <td>± ---</td> <td>± ---</td> </tr> <tr> <td>3 PLACES</td> <td>± ---</td> <td>± ---</td> </tr> <tr> <td>2 PLACES</td> <td>± ---</td> <td>± ---</td> </tr> <tr> <td>1 PLACE</td> <td>± ---</td> <td>± ---</td> </tr> </table> ANGULAR ± 1°		mm	INCH	4 PLACES	± ---	± ---	3 PLACES	± ---	± ---	2 PLACES	± ---	± ---	1 PLACE	± ---	± ---	DIMENSION STYLE MM ONLY	TITLE	HSD SALES ASSEMBLY 6 ROW SHIELD END BACKPLANE	
		mm	INCH																		
	4 PLACES	± ---	± ---																		
3 PLACES	± ---	± ---																			
2 PLACES	± ---	± ---																			
1 PLACE	± ---	± ---																			
DRAFT WHERE APPLICABLE MUST REMAIN WITHIN DIMENSIONS	APPROVED BY CBIXLER 2002/09/06	CHECKED BY SREED 2002/09/06	DRAWN BY NMARTIN 2002/09/06	DATE	MOLEX INCORPORATED																
					MATERIAL NO. SEE TABLE	DOCUMENT NO. SD-74981-010															

11 10 9 8 7 6 5 4 3 2 1